

Motorcycle parking in Hackney

Consultation Report

Report Date: September 2020

Data analysis and report author:

David Besbrode
Research Analyst

Consultation Lead:

Malan Jacobs
Senior Consultation Officer for Public Realm

Contact

Hackney Consultation Team
on 020 8356 3343 or
consultation@Hackney.gov.uk



Contents

Overview, Background, Consultation Approach, Response Rate	3 - 4
<ul style="list-style-type: none"> To what extent do you agree or disagree with the proposal to introduce permits for motorcycle parking in Hackney? 	5
Discrepancies with the data	6 - 8
Summary of results	
<ul style="list-style-type: none"> I am a.... (+1 <i>cross-analysis chart</i>) 	9
<ul style="list-style-type: none"> Air quality 	
<ul style="list-style-type: none"> How concerned are you about local air quality in Hackney? 	11
<ul style="list-style-type: none"> Motorcycle permits 	
<ul style="list-style-type: none"> To what extent do you agree or disagree with the proposal to introduce permits for motorcycle parking in Hackney? 	12 - 13
<ul style="list-style-type: none"> Please give us any other comments you have on the proposals, for example on introducing lockable motorcycle stands, visitor vouchers for motorcycles and permit allocation limits. 	14
<ul style="list-style-type: none"> Transport use 	
<ul style="list-style-type: none"> Do you own a..... (+6 <i>cross-analysis charts</i>) 	15
<ul style="list-style-type: none"> Motorcyclists 	
<ul style="list-style-type: none"> What do you use your motorcycle for? (+1 <i>cross-analysis chart</i>) 	20
<ul style="list-style-type: none"> How often do you use your motorcycle? (+1 <i>cross-analysis chart</i>) 	21
<ul style="list-style-type: none"> Where do you ride and park? (+1 <i>cross-analysis chart</i>) 	22
<ul style="list-style-type: none"> Motorcycle security 	
<ul style="list-style-type: none"> Do you feel it is safe to leave your motorcycle parked in Hackney? 	24
<ul style="list-style-type: none"> How do you currently secure your motorcycle when parking in Hackney? 	24
<ul style="list-style-type: none"> Have you been a victim of motorcycle theft over the last five 	25

years?	
<ul style="list-style-type: none"> Residents 	
<ul style="list-style-type: none"> If you are a Hackney resident, how frequently do you have visitors who use motorcycles? 	26
<ul style="list-style-type: none"> Businesses 	
<ul style="list-style-type: none"> How many motorcycles do you have? 	27
<ul style="list-style-type: none"> Are any of your motorcycles kept on the public highway at any point during the day? 	27
About you <i>(plus additional cross-analysis chart for each demographic)</i>	29 - 37

Overview

As part of the Council's commitment to improve local air quality and reduce CO2 emissions in the borough, we are proposing to introduce parking permits for motorcycles. This is aimed at tackling air pollution from motorcycles by encouraging people to switch to less polluting models or more sustainable forms of transport. It will also bring all motorcycle parking charges in line with other vehicles, which have had emissions-based permits since 2015. We are also proposing the introduction of lockable stands in motorcycle bays to improve security for those that need to ride.

Background

Poor air quality contributes to an estimated 10,000 premature deaths every year in London. As vehicle emissions are the primary source of air pollution in London, it is crucial that Hackney Council plays its part in tackling this source of pollution.

As part of our Transport Strategy and Parking and Enforcement Plan, we are committed to encouraging people to travel more sustainably, increasing walking and cycling rates, and promoting public transport use.

These proposals are aimed at encouraging motorcyclists who need to ride to switch to less polluting and zero-emission motorcycles. The proposals would also bring Hackney in line with 7 of the 11 other inner London boroughs that already charge for motorcycle parking.

Motorcycles have not been charged to park in the borough up to now, largely because it has not been possible to display a permit securely on a motorcycle. Developments in technology offer a practical solution in the form of cashless parking and e-permits.

There is also a need to provide more secure parking for motorcycles to address security concerns. Some motorcycle riders have told us that they would like us to provide more secure parking for motorcycles, which we are proposing as part of this consultation.

As part of the Council's commitment to improve air quality in Hackney, we are proposing the following changes to motorcycle parking in the borough:

- The introduction of a requirement for motorcycles to hold a valid permit to park in any permit holder bay, which would be charged based on emissions.
- Making it a requirement for visitors travelling by motorcycle to display either a visitor e-voucher when visiting friends and family, or purchase a cashless parking session when parked in short-stay bays.

If these proposals were introduced, we would also:

- Install lockable stands at motorcycle bays to increase security and reduce theft.

- Convert free solo motorcycle bays into shared use solo motorcycle bays, in which motorcyclists will require either a permit or cashless parking session to park in.

The permits would be electronic, also known as e-permits. This removes the need to display the printed permits on a motorcycle. If implemented, the current approved vehicle emission-based price structure would be applied to motorcycle permits. For more information on permit pricing please see [here](#). Most motorcycles would fall within the lowest banding, which currently costs £62 per year.

The new policy of requiring motorcyclists wishing to park in Hackney to hold a valid permit, e-voucher or cashless parking session would also bring motorcycles in line with all other motor vehicles.

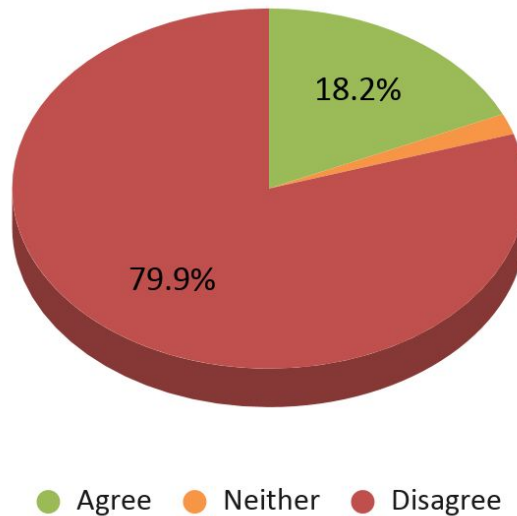
Consultation Approach

The consultation was carried out online using Citizen Space. Residents who applied for a permit by post were sent a postal consultation pack. All other parking permit holders were invited to take part by email.

Response Rate

A total of 4333 responses were received. 4229 were completed online, and 104 were completed on paper surveys.

To what extent do you agree or disagree with the proposal to introduce permits for motorcycle parking in Hackney? (Base 4325)



The chart above represents respondents' views on whether they agree or disagree with the introduction of permits for motorcycle parking in Hackney.

The majority of respondents “Disagree” with the proposal (**3456 - 79.9%**), with a much smaller number of respondents who “Support” the proposal (**788 - 18.22%**). Those who said “Neither” account for a very small number in comparison (**81 - 1.87%**). 8 respondents did not answer this question.

Discrepancies with the data

Within the data we found a large number of completed surveys where only a few fields were answered on the consultation (postcode, type of respondent, agree/disagree) with a main focus on the agree/disagree question of a “Strongly disagree” response. These were filtered out so we could further analyse them.

IP Address analysis

To carry out this in-depth analysis, we first looked at IP addresses on the dataset to see how many times a response came from a specific IP address. The analysis found there were large numbers of responses coming from one specific IP address having a count of 534 surveys completed, and these only included a disagree response (“agree” and “neither” were not responses given from this IP address).

Date and time stamp analysis

We looked at the time stamps of all 534 responses, and there was a consistent pattern in regards to duration versus the number of completed surveys (see table below).

This is calculated based on the first and last surveys completed on each day, and how long it took to do them all in that time period:

<u>Date</u>	<u>Duration</u>	<u>Completed surveys</u>	<u>Average time per survey</u>
2020-04-27	0:38:07	71	0:00:32
2020-04-28	1:01:52	106	0:00:35
2020-05-06	0:36:19	78	0:00:28
2020-05-12	0:53:40	101	0:00:32
2020-08-04	2:22:50	178	0:00:48

It is clear from the table above how quickly each survey has been completed, with an overall average for the 5 days of 35 seconds per survey.

Postcode analysis

We looked at postcodes for these 534 completed surveys, and the following was found:

- 4 surveys were completed from E5 8AD
- 530 surveys were completed from E5 9QD

When looking at the data, the survey responses were in consecutive cells over 5 different days, so this indicates that they have been done one after another. Example screenshot below:



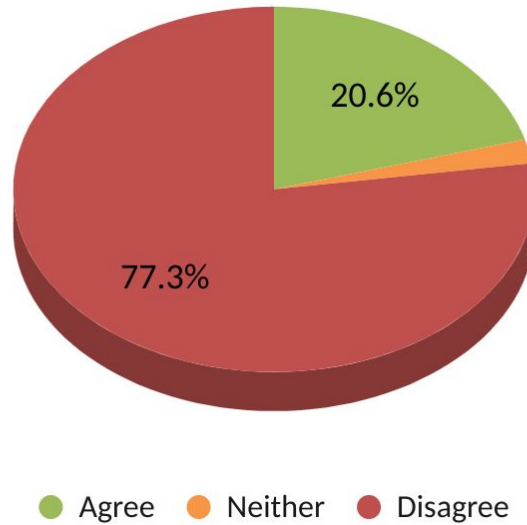
fx Your postcode: - Your postcode	
A	
1	Your postcode: - Your postcode
2256	E5 8AD
2257	E5 8AD
2258	E5 8AD
2259	E5 8AD
2260	E5 9QD
2261	E5 9QD
2262	E5 9QD
2263	E5 9QD
2264	E5 9QD
2265	E5 9QD
2266	E5 9QD
2267	E5 9QD
2268	E5 9QD
2269	E5 9QD
2270	E5 9QD
2271	E5 9QD
2272	E5 9QD
2273	E5 9QD
2274	E5 9QD
2275	E5 9QD
2276	E5 9QD
2277	E5 9QD
2278	E5 9QD
2279	E5 9QD

Outcome

The analysis clearly indicates a discrepancy with the data, and although this does not greatly impact the overall result, it should be noted that the consultation has been targeted to skew the results in favour of a “Disagree” result.

Based on these facts, if we analyse the data by filtering out the 534 respondents from the survey data, the result is as follows, based on **3791** respondents:

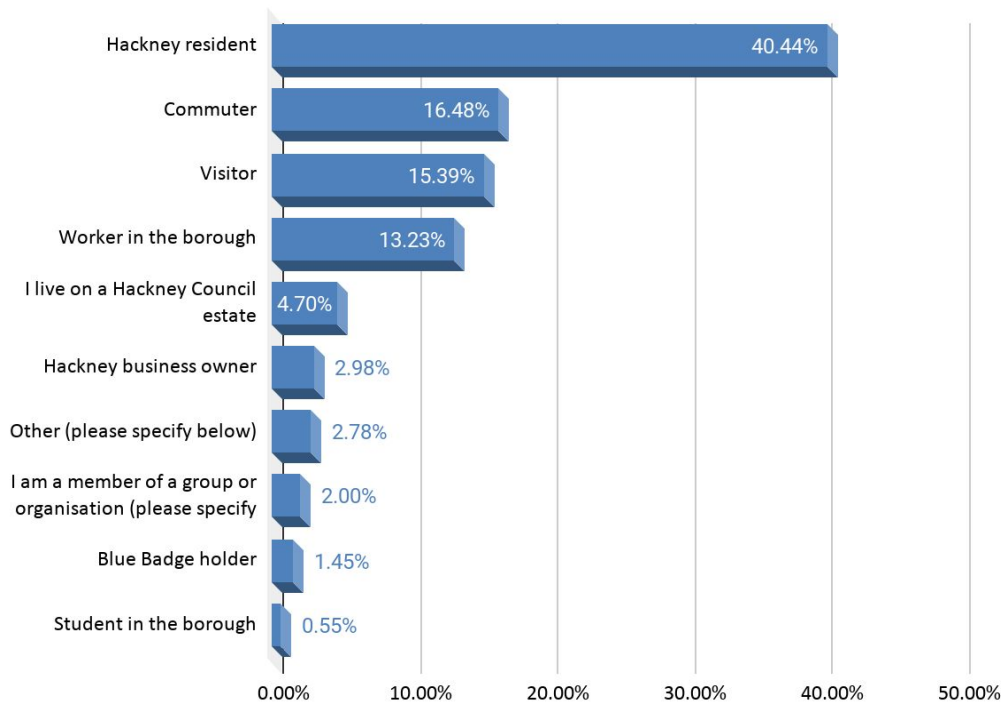
To what extent do you agree or disagree with the proposal to introduce permits for motorcycle parking in Hackney? (Base 3791)



This does not change the overall majority view, but this does show the “Disagree” percentage falling by **2.6%** (3456 down to 2922 respondents), with the “Agree” percentage increasing by **2.4%** and the “Don’t know” response increasing by **0.25%** (both counts remained the same).

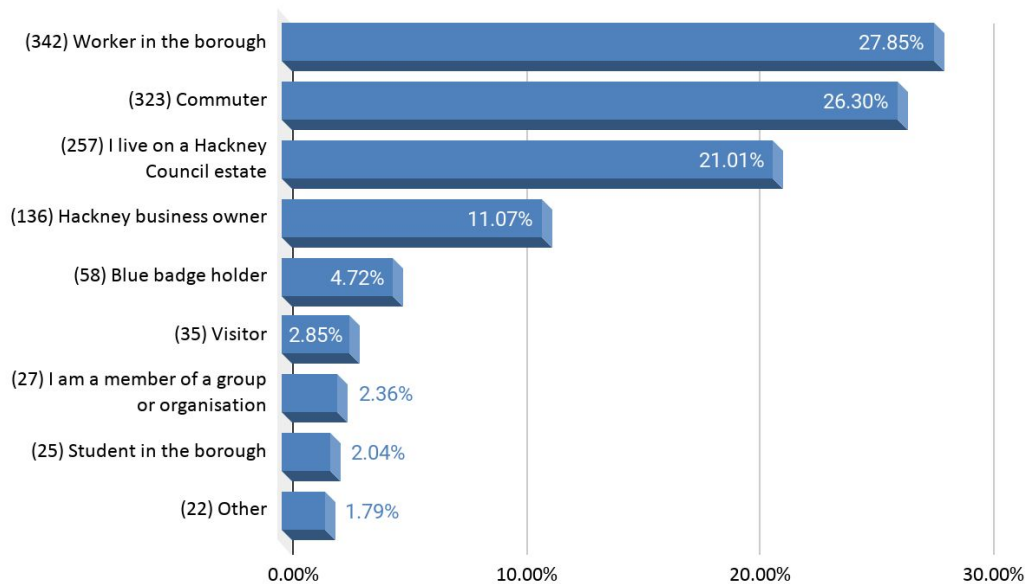
Summary of results

I am a... (Base 6317 multi-choice responses)

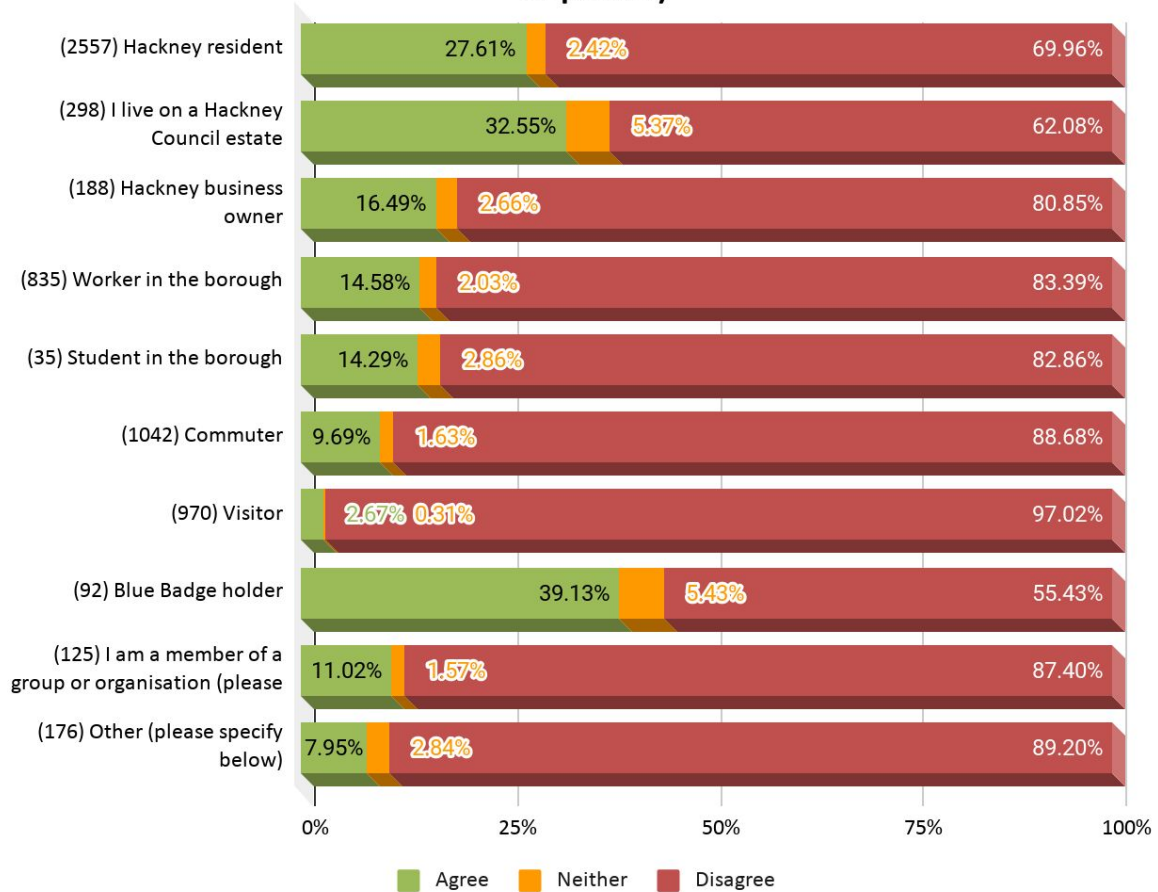


The highest percentage response was “Hackney residents” (2562). This was followed by “Commuter” (1044), “Visitor” (975) and “Worker in the borough” (838). All others accounted for a much smaller percentage.

Those who stated “Hackney resident” also selected the following (1228 of 2562):



"To what extent do you agree or disagree with the proposal to introduce permits for motorcycle parking in Hackney?" vs. "I am a...." (Base 6306 multi-choice responses)

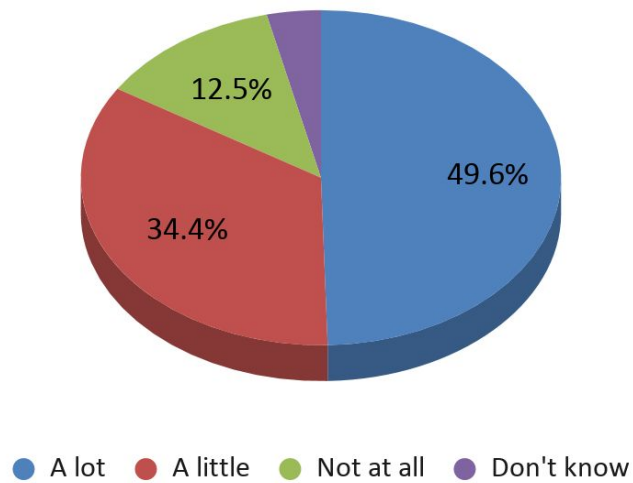


The chart above represents the type of respondent and their response to whether they agree or disagree with the proposal to introduce permits for motorcycle parking in Hackney.

The majority of all respondents “Disagree” with the proposal, which falls in line with the overall response to this question of 79.9% in disagreement.

Air quality

How concerned are you about local air quality in Hackney? (Base 3796)



The highest percentage response, at almost 50%, relates to those who are concerned “a lot” about local air quality in Hackney (1881). Just over a third of respondents are concerned “a little” (1304), with a smaller percentage stating “not at all” (473). Those who “don’t know” account for just under 4% of respondents (138).

Motorcycle permits

To what extent do you agree or disagree with the proposal to introduce permits for motorcycle parking in Hackney?

A total of 3285 comments* were made by respondents to this question. Each response was analysed to work out whether the comment was in agreement or disagreement to the proposal, and then categorised according to its relevant theme.

Of the 3285 comments, the breakdown of agreement and disagreement was:

Agree with the proposal - 492

Disagree with the proposal - 2588

Other/Neutral - 205

The main themes, with the count of the number of comments for each (highest to lowest count order) are:

<u>Main theme</u>	<u>Count</u>
Traffic	2027
Pollution	1239
Cost	1150
Against (general comment)	933
Encourage	683
For (general comment)	595
Suggestions	200
Fee	68

These main themes were then categorised into sub-themes with a count of the number of comments for each (highest to lowest count order) are:

<u>Main theme</u>	<u>Sub-theme</u>	<u>Count</u>
POLLUTION	Low pollution/pollute less than cars/better for environment	1411
TRAFFIC	Ease congestion/reduce traffic/smaller and takes less space on road/parking space	1168
ENCOURAGE	Motorcycle use should be encouraged/part of the solution	559
COST	Council money-making idea	533
COST	Motorcycles used by least well off	427
TRAFFIC	Filtering/Move faster through traffic/on road for shorter time/reduce pollution argument	261
FOR (general comments)	Fair/bring in line with cars/e.g. residents pay for parking	261
FOR (general	Pollution concerns/improves air quality	220

comments)		
AGAINST (general comments)	Only viable transport option/public transport not viable	216
COST	More cost effective/cheaper to run	190
AGAINST (general comments)	Gig economy workers concerns incl. delivery drivers	190
AGAINST (general comments)	ULEZ adherence already/ULEZ soon to apply in borough	189
TRAFFIC	Quicker to get around e.g. reduces commuting time/convenience/time saving argument	188
ENCOURAGE	Car use will be encouraged	183
AGAINST (general comments)	Lack of evidence/air quality argument does not hold	150
AGAINST (general comments)	Unfair	111
POLLUTION	Not many motorcyclists/in the minority	87
FOR (general comments)	Noise	71
FEE	Fee too high/support in principle/if implemented, fee needs to be reduced	68
FOR (general comments)	Should be discouraged	43

*All comments and suggestions are available upon request.

Please give us any other comments you have on the proposals, for example on introducing lockable motorcycle stands, visitor vouchers for motorcycles and permit allocation limits.

A total of 2525 comments* were made by respondents to this question.

The main themes, with the count of the number of comments for each (highest to lowest count order) are:

Main theme	Count
Lockable stands	938
For/Against general comments	803
General	787
Suggestions	411
Allocation	227
Visitor vouchers	198

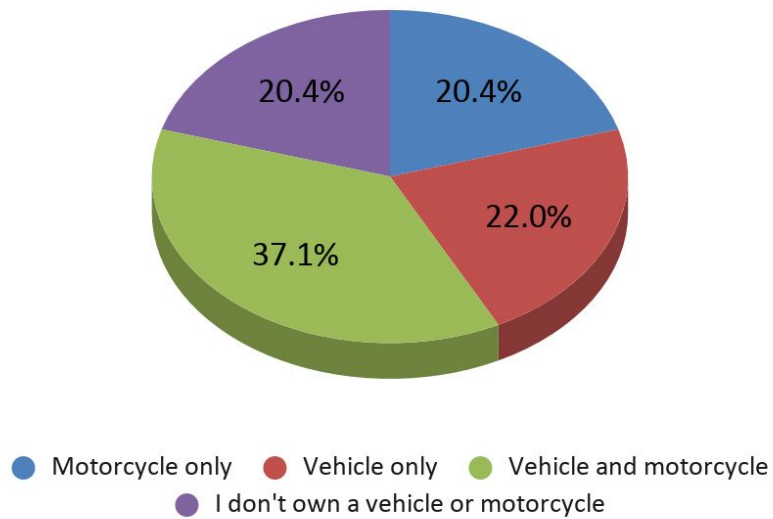
These main themes were then categorised into sub-themes with a count of the number of comments for each (highest to lowest count order) are:

Main theme	Sub-theme	Count
AGAINST (general comments)	Reiterating general opposition to proposal in its <u>entirety</u>	653
LOCKABLE STANDS	In support of lockable stands i.e. increase security	518
GENERAL	Council money-making idea	279
LOCKABLE STANDS	Against lockable stands e.g. will not be used/use up parking space where left unused/cost of installation	229
GENERAL	Ease congestion/reduce traffic/smaller and takes less space on road/parking space	203
ALLOCATION	Against allocation limits e.g. 1 per person not enough	199
GENERAL	Low pollution/pollute less than cars/better for environment	197
LOCKABLE STANDS	In support, but not if parking charges go ahead/not at the <u>expense</u> of free parking (excl. just permits opposition)	191
FOR (general comments)	Reiterating general support to proposals in its <u>entirety</u>	152
VISITOR VOUCHERS	General opposition to visitor vouchers	149
GENERAL	Gig economy workers concerns incl. delivery drivers	99
VISITOR VOUCHERS	General support of visitor vouchers	49
ALLOCATION	In support of allocation limits	28
GENERAL	Charge businesses/not residents	9

*All comments and suggestions are available upon request.

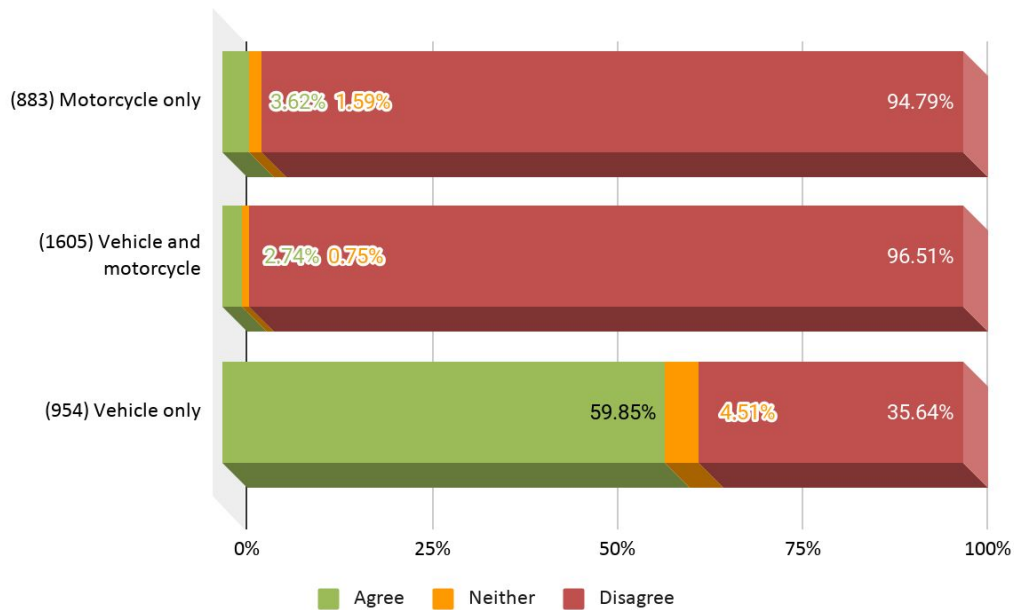
Transport use

Do you own a...(Base 4333)



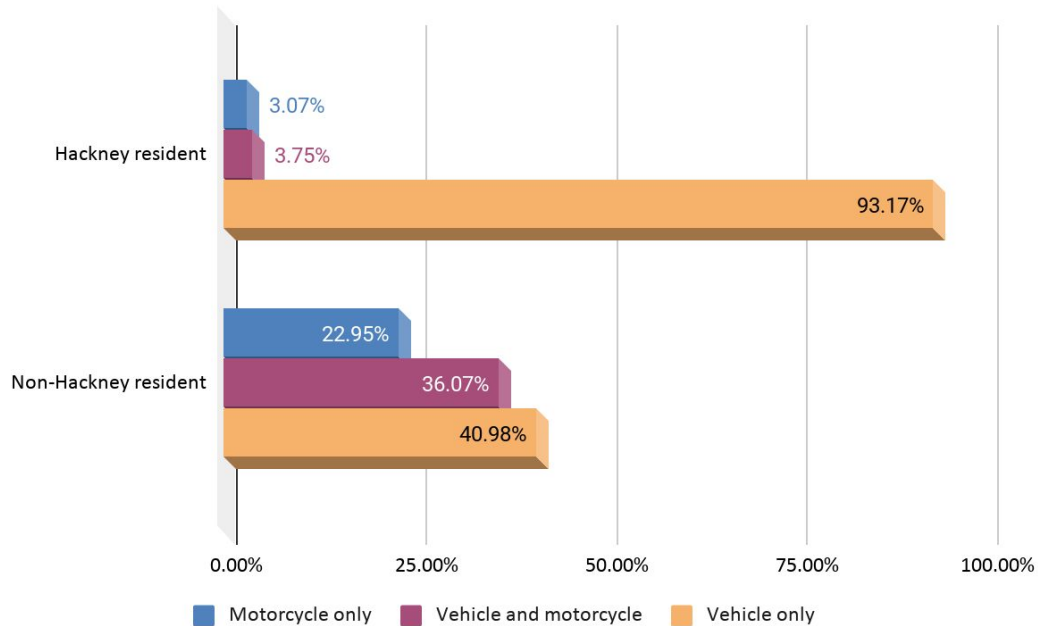
The highest percentage response relates to those who own a “vehicle and motorcycle” (1608). This is followed by “vehicle only” (955), then “motorcycle only” and “I don’t own a vehicle or motorcycle” (885 each).

"To what extent do you agree or disagree with the proposal to introduce permits for motorcycle parking in Hackney?" vs. "Do you own a....." (Base 3442)



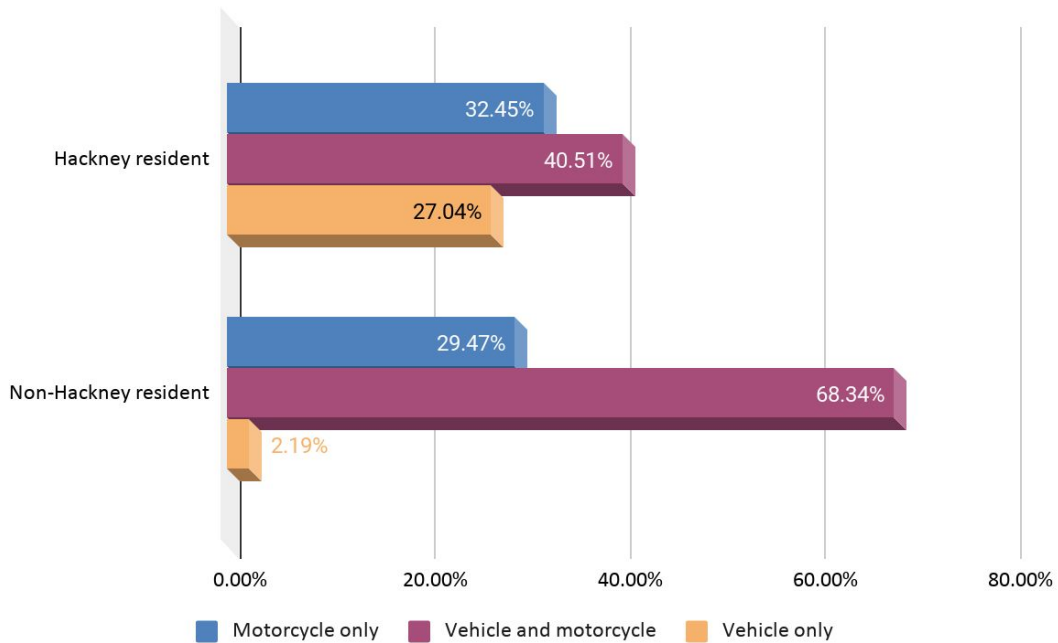
The chart above represents those respondents who own a vehicle, motorcycle or both, with how they responded to the main proposal question (the base represents those who answered both questions only). The majority of respondents who own a “motorcycle only” or “vehicle or motorcycle” had a very high percentage for “disagree” (837 of 883 and 1549 of 1605 respectively). Those who own a “vehicle only” had a majority response of “agree” (571 of 954).

"To what extent do you agree or disagree with the proposal to introduce permits for motorcycle parking in Hackney? vs. "Do you own a...." (AGREE ONLY) (Base 647)



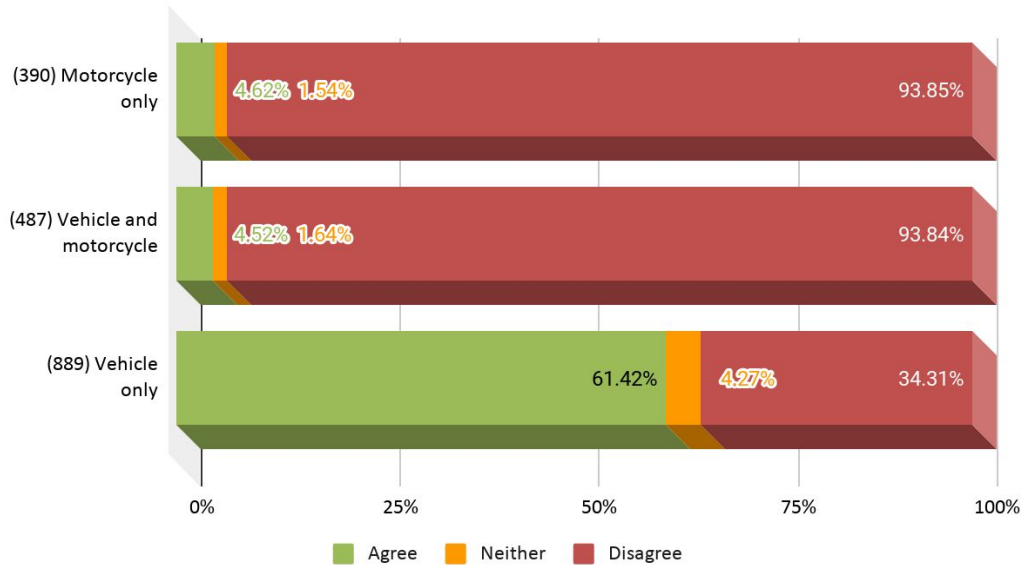
The chart above represents only those respondents who “agree” with the proposal (the base represents those who answered both questions only). The majority of Hackney residents who agree are “vehicle only” owners (546 of 586). Non-Hackney residents have a more mixed view based on their ownership or a vehicle and/or motorcycle.

**"To what extent do you agree or disagree with the proposal to introduce permits for motorcycle parking in Hackney? vs. "Do you own a...."
(DISAGREE ONLY) (Base 2726)**



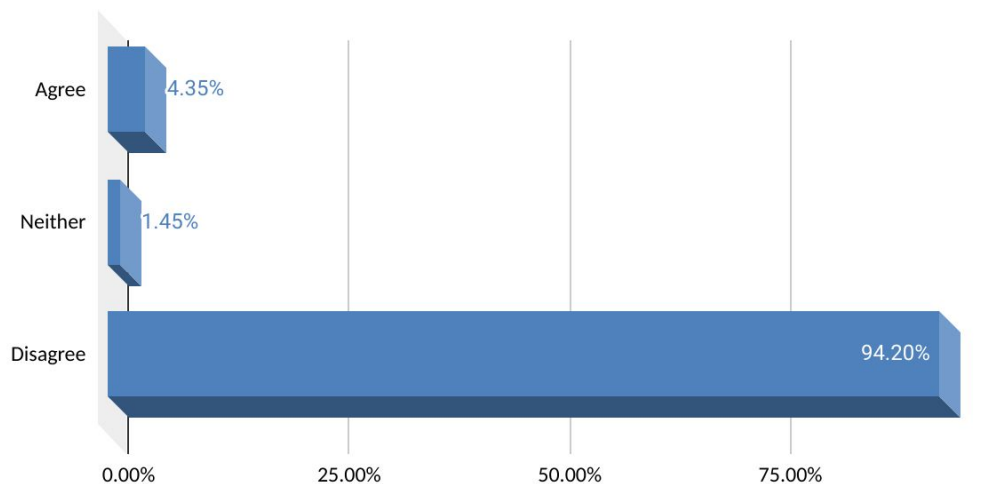
The chart above represents only those respondents who “disagree” with the proposal (the base represents those who answered both questions only). Hackney residents have a mixed response for those who disagree with “vehicle and motorcycle” accounting for the highest response (457 of 1128). The majority of Non-Hackney residents who disagree are “vehicle and motorcycle” owners (1092 of 1598).

**"To what extent do you agree or disagree with the proposal to introduce permits for motorcycle parking in Hackney?" vs. "Do you own a....."
(Hackney residents only) (Base 1766)**



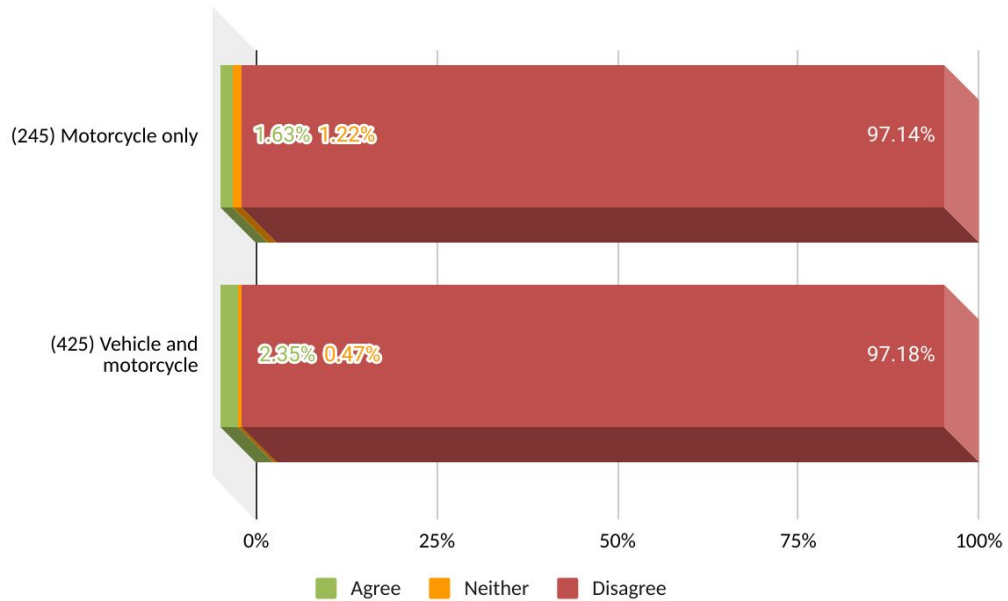
The chart above represents the views of Hackney residents only to whether they agree or disagree with the proposal by their vehicle ownership status (the base represents those who answered both questions only). "Motorcycle only" and "Vehicle and motorcycle" had a majority "disagree" response, whereas "Vehicle only" had a majority "agree" response of over 61%.

"To what extent do you agree or disagree with the proposal to introduce permits for motorcycle parking in Hackney?" (I live on a Hackney Council estate and own a vehicle and motorcycle) (Base 69)



The chart above represents respondents who live on a Hackney Council estate and own a vehicle and motorcycle. The majority of these respondents, at just over 94%, disagree with the proposal.

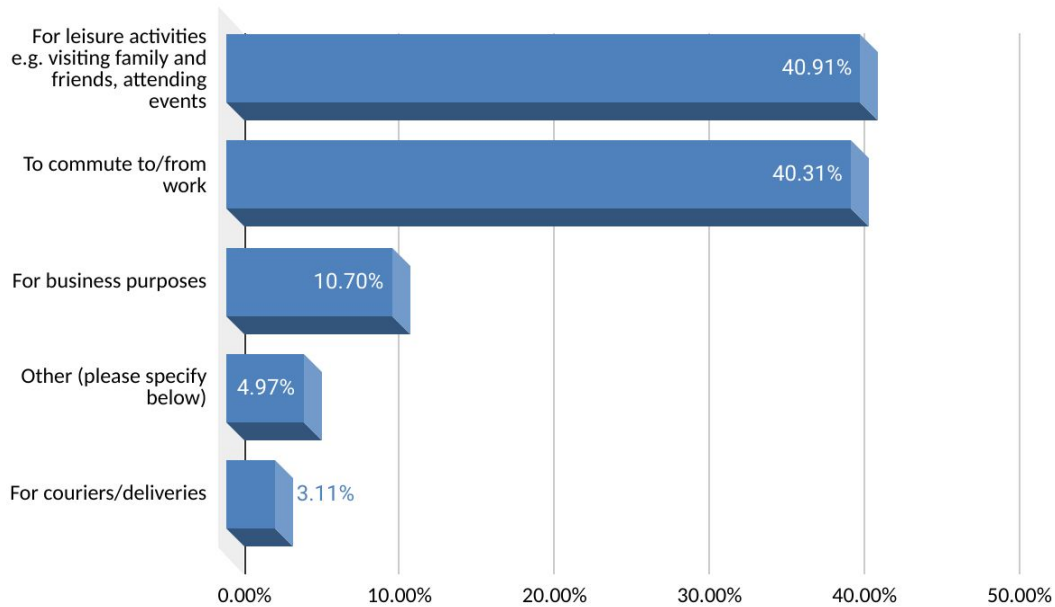
"To what extent do you agree or disagree with the proposal to introduce permits for motorcycle parking in Hackney?" vs. "Do you own a.....('Motorcycle only' and 'Vehicle and motorcycle') (Commuters only) (Base 670)



The chart above represents respondents who are “Commuters” only, and own either a “motorcycle only” or a “vehicle and motorcycle” (the base represents those who answered both questions only). Both have a majority response for “disagree” to the proposal at just over 97% each.

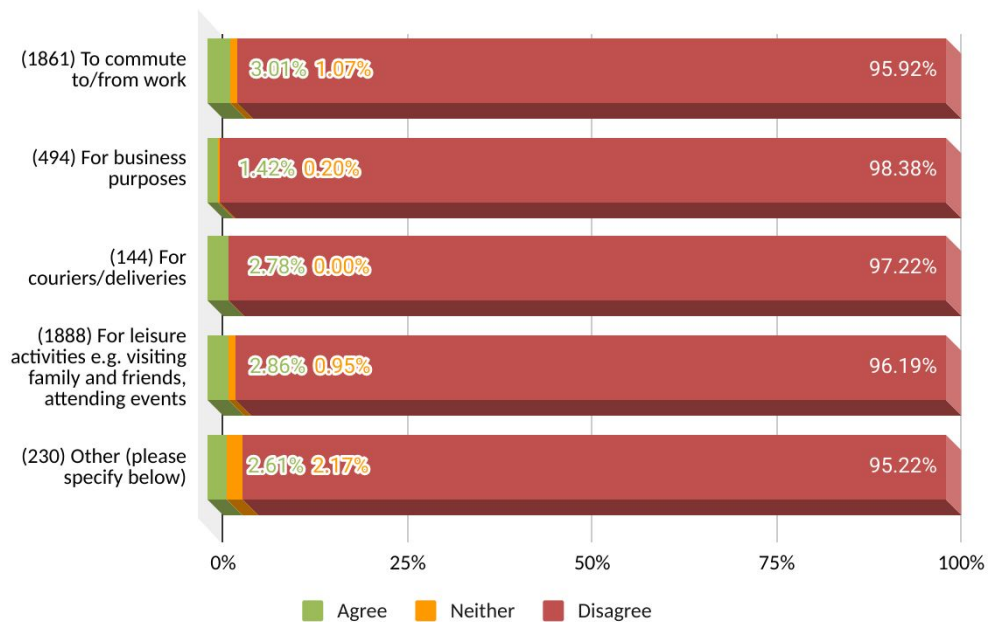
Motorcyclists

What do you use your motorcycle for? (Base 4627 responses)



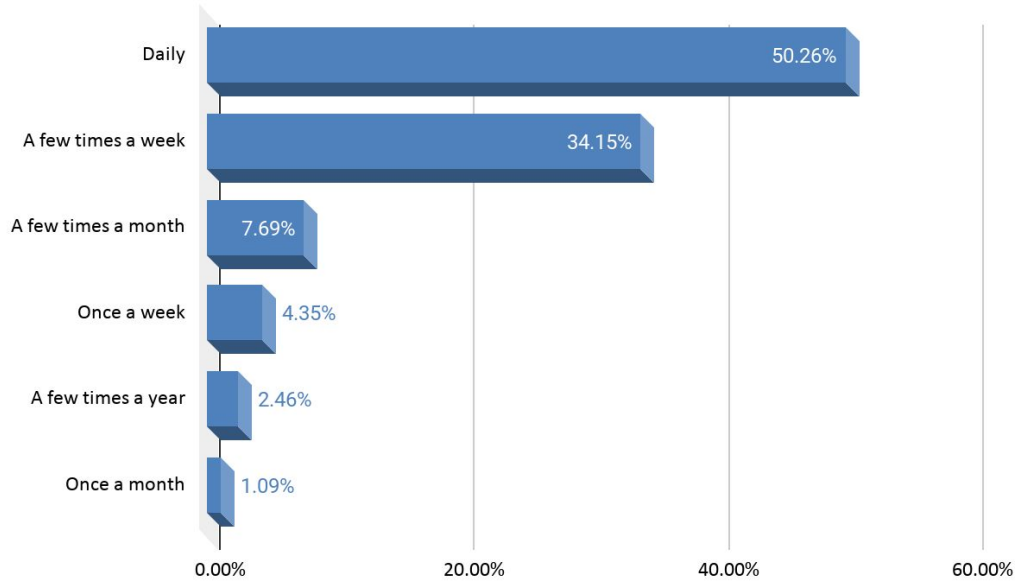
The highest percentage responses relate to those who use their motorcycle for “leisure activities” (1893) and “to commute to/from work” (1865). Just under 11% use it for “business purposes” (495), with the other responses a much smaller percentage.

"To what extent do you agree or disagree with the proposal to introduce permits for motorcycle parking in Hackney?" vs. "If you are a motocyclist, please answer the following questions:" (Base 4617 responses)



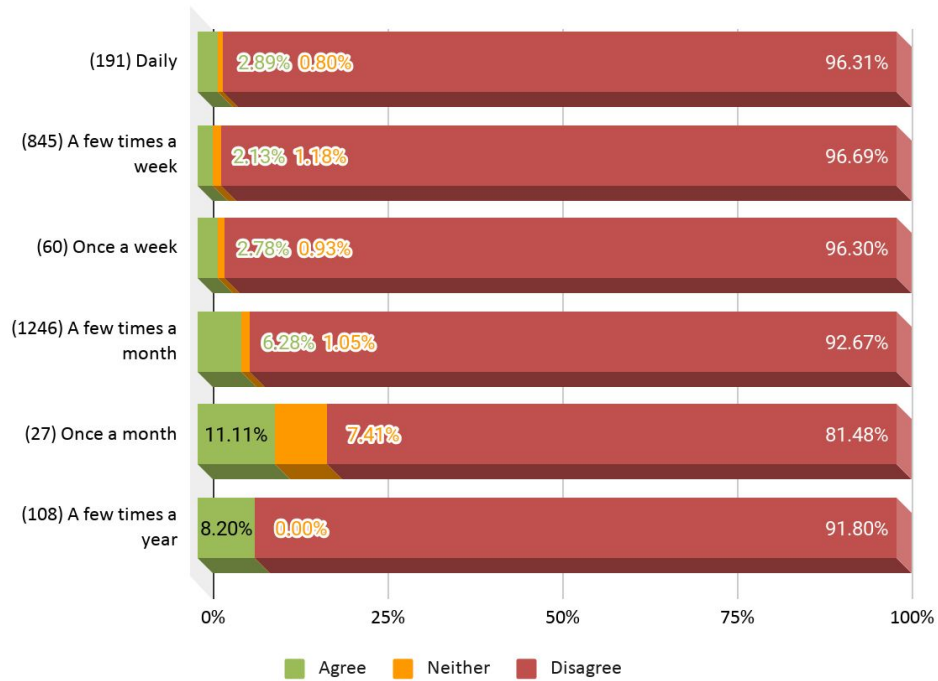
The chart above represents whether a motorcyclist agrees or disagrees with the proposal based on what they use their motorcycle for (the base represents those who answered both questions only). This shows a majority “disagree” response overall.

How often do you use your motorcycle? (Base 2483)



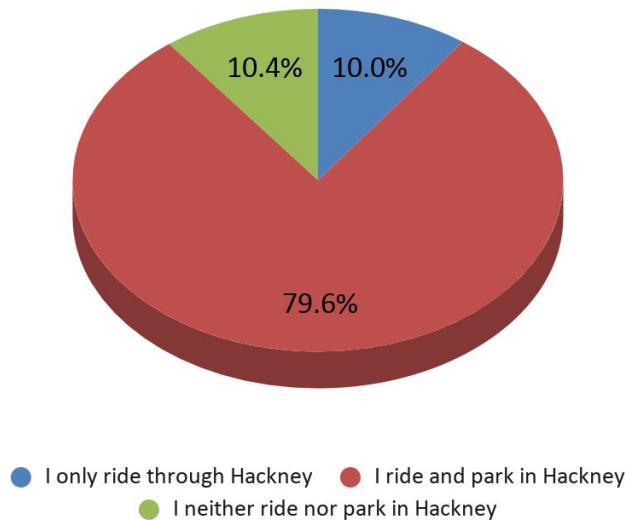
The majority of respondents use their motorcycle “daily” (1248), followed by “a few times a week” (848). All others account for a much smaller percentage.

"To what extent do you agree or disagree with the proposal to introduce permits for motorcycle parking in Hackney?" vs. "How often do you use your motorcycle?" (Base 2477)



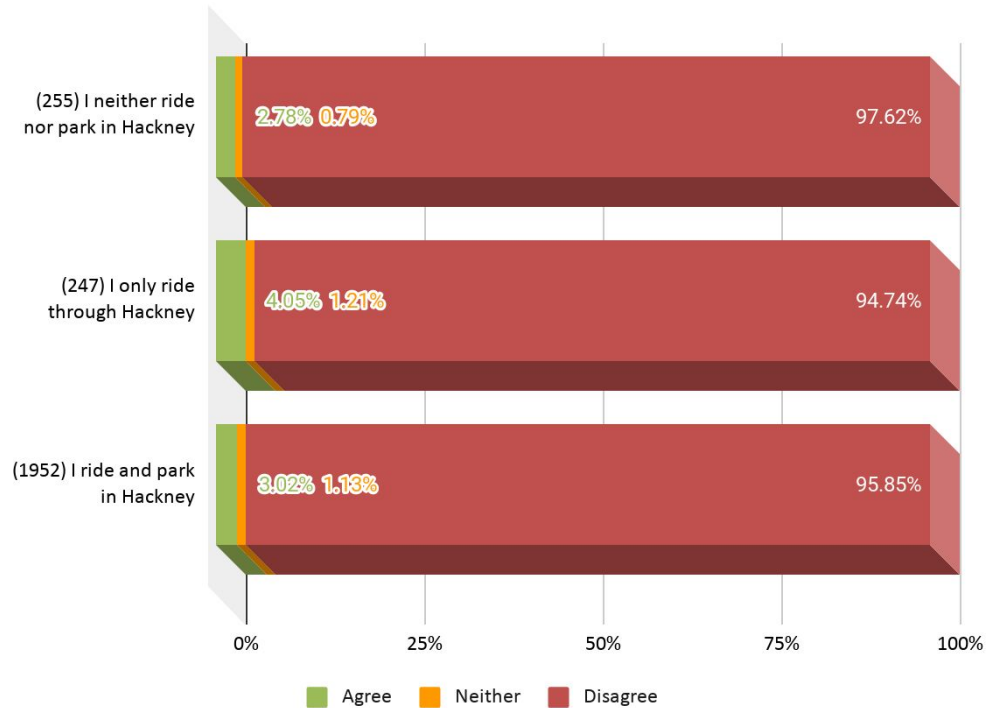
The chart above represents whether a motorcyclist agrees or disagrees with the proposal based on their frequency of motorcycle usage (the base represents those who answered both questions only). All share a majority view of disagreement with the proposal, with those who use "once a month" to have the highest "agree" percentage of just over 11%.

Where do you ride and park? (Base 2458)



The majority of respondents “ride and park in Hackney” (1956). This is followed by “neither ride nor park in Hackney” (255) and “only ride through Hackney” (247).

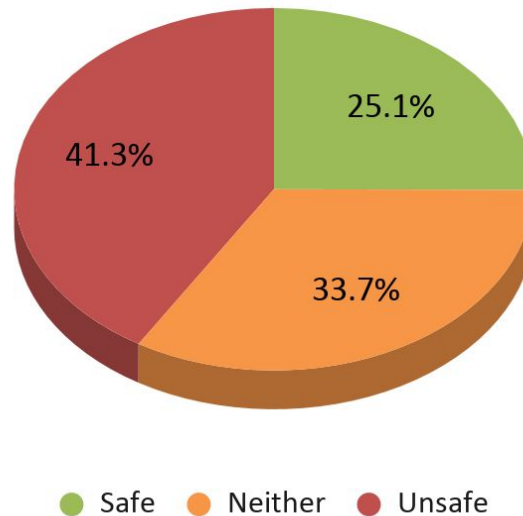
"To what extent do you agree or disagree with the proposal to introduce permits for motorcycle parking in Hackney?" vs. "Where do you ride and park?" (Base 2451)



The chart above represents whether a motorcyclist agrees or disagrees with the proposal based on where they ride or park (the base represents those who answered both questions only). All share a majority view of disagreement with the proposal.

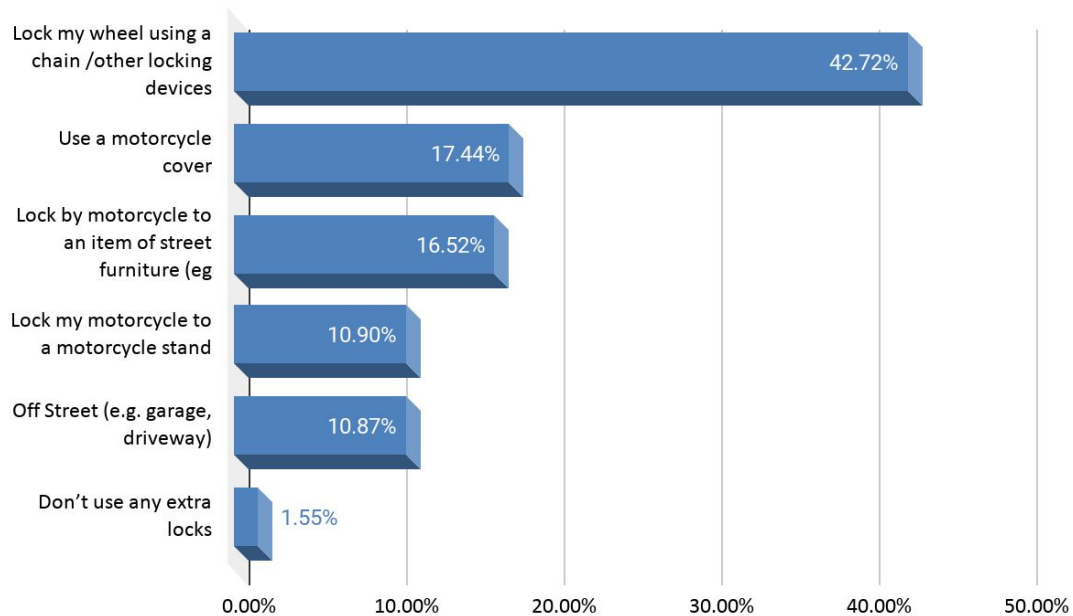
Motorcycle security

Do you feel it is safe to leave your motorcycle parked in Hackney? (Base 1955)



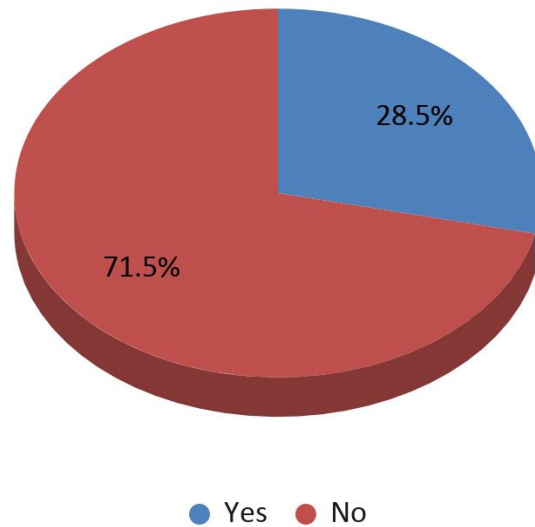
The highest percentage response relates to those who feel it is “unsafe” (807) to leave their motorcycle parked in Hackney. This is followed by just over a third who feel it is “neither safe nor unsafe” (658), and a quarter of respondents stating it is “safe” (490).

How do you currently secure your motorcycle when parking in Hackney? (Base 3881)



The highest percentage response relates to those who stated “lock my wheel using chain/other locking devices” (1658).

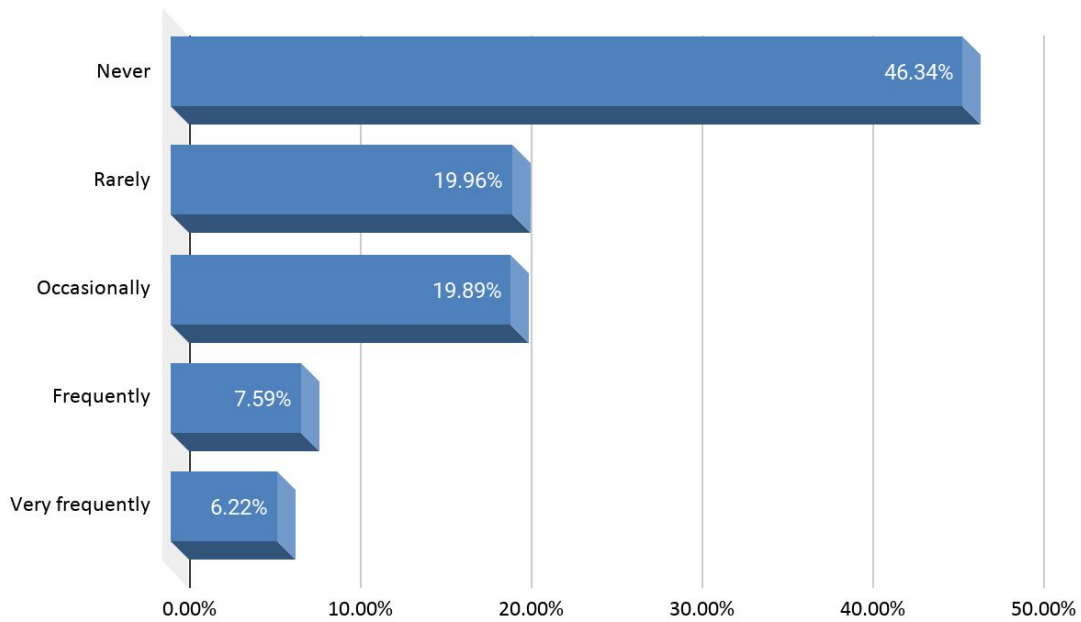
Have you been a victim of motorcycle theft over the last five years? (Base 1962)



The majority of respondents, at just under three quarters, have not been a victim of motorcycle theft over the last five years (1402). Just over a quarter stated that they have been a victim (560).

Residents

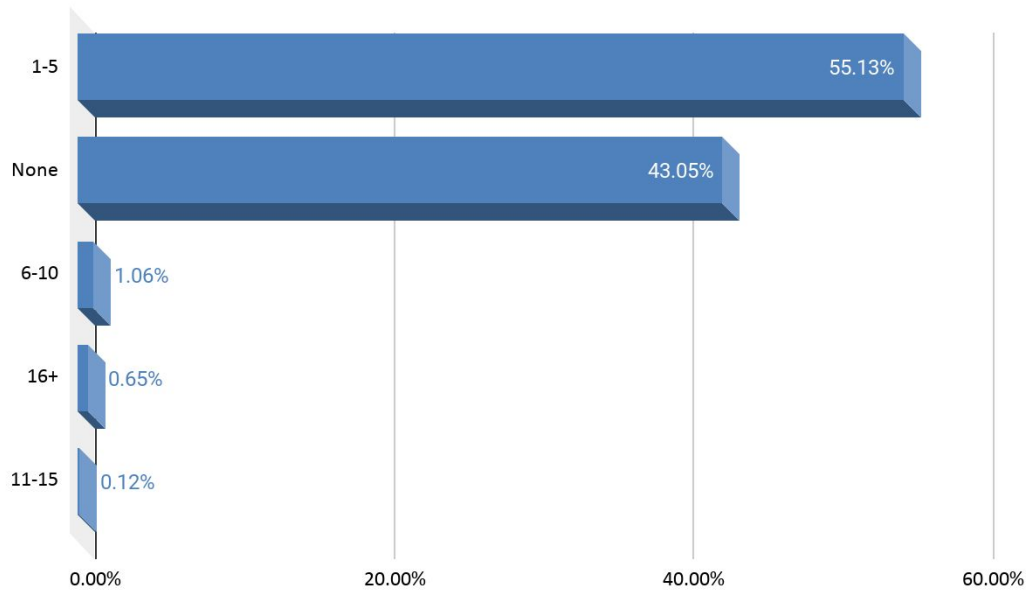
If you are a Hackney resident, how frequently do you have visitors who use motorcycles?
(Base 2715)



The highest percentage response relates to those who “never” have visitors who use a motorcycle (1258). This is followed by “rarely” (542), “occasionally” (540), “frequently” (206) and “very frequently” (169).

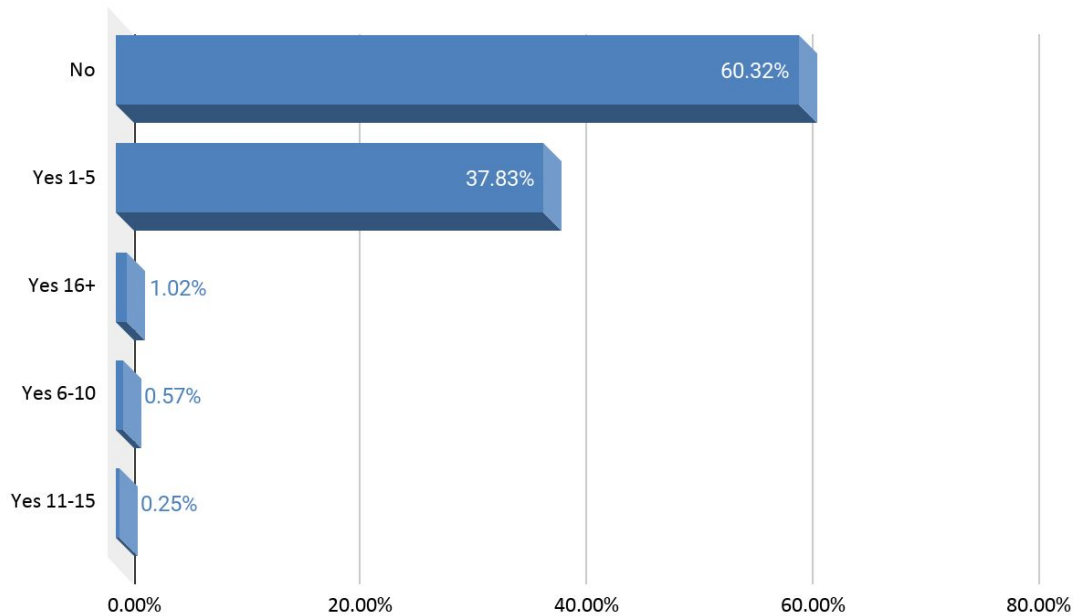
Businesses

How many motorcycles do you have? (Base 1705)



The majority of business respondents stated that they have between “1-5” motorcycles (940). This is followed by “none” (734), with all others accounting for a much smaller percentage.

Are any of your motorcycles kept on the public highway at any point during the day?
(Base 1570)

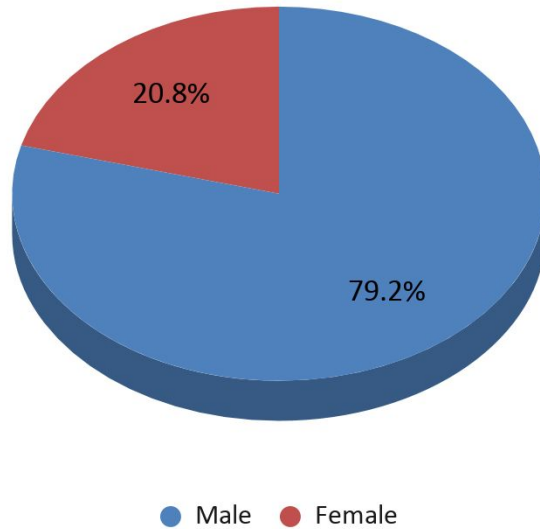


The majority of business respondents stated “no” to having any motorcycles kept on the public highway at any point during the day (947). Just over a third stated “Yes 1-5” (594), with all other accounting for a much smaller percentage.

About You

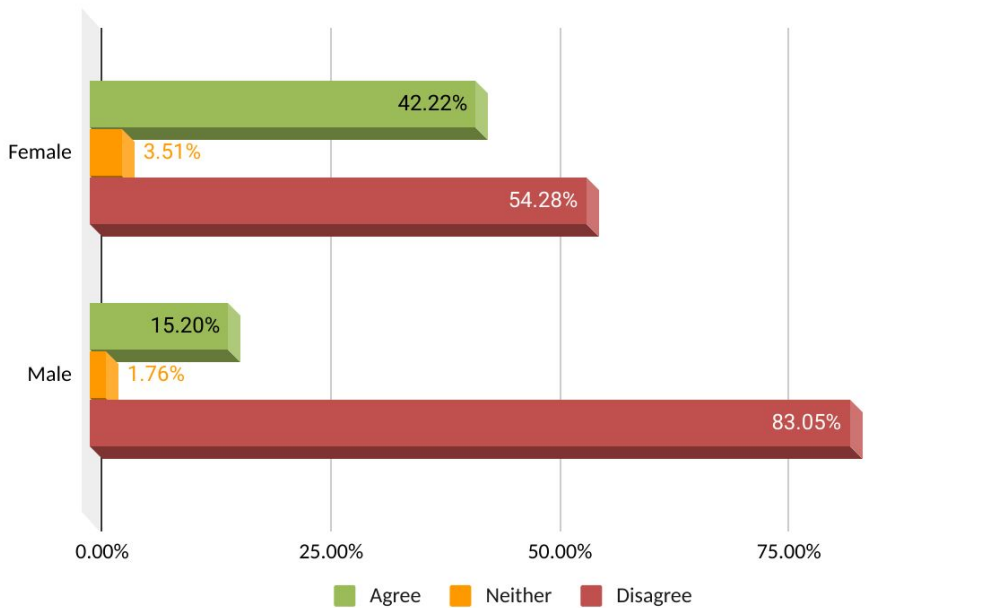
(including cross-tab analysis of “To what extent do you agree or disagree with the proposal to introduce permits for motorcycle parking in Hackney?”)

Gender (Base 3464)

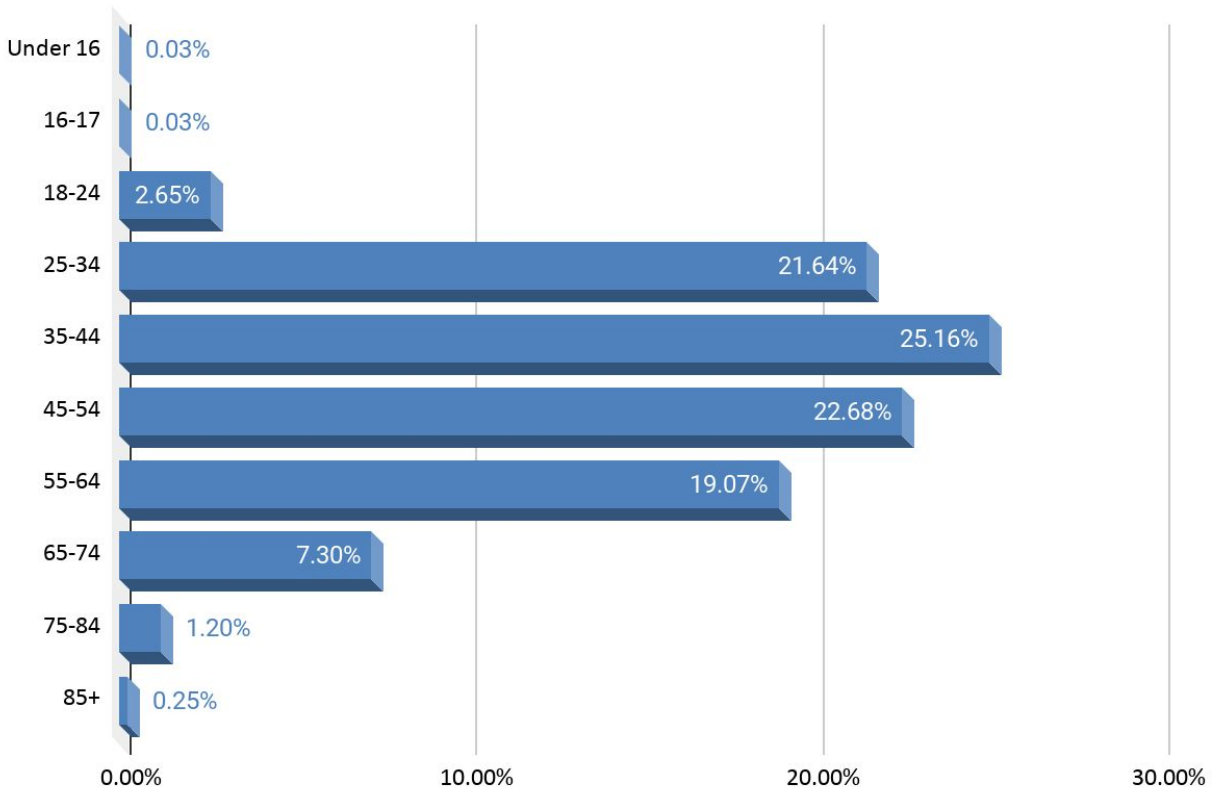


The majority of respondents to this consultation were male (2742), with just 20% who were female (722). 20% (870) of all respondents did not answer this question.

Gender cross- analysis

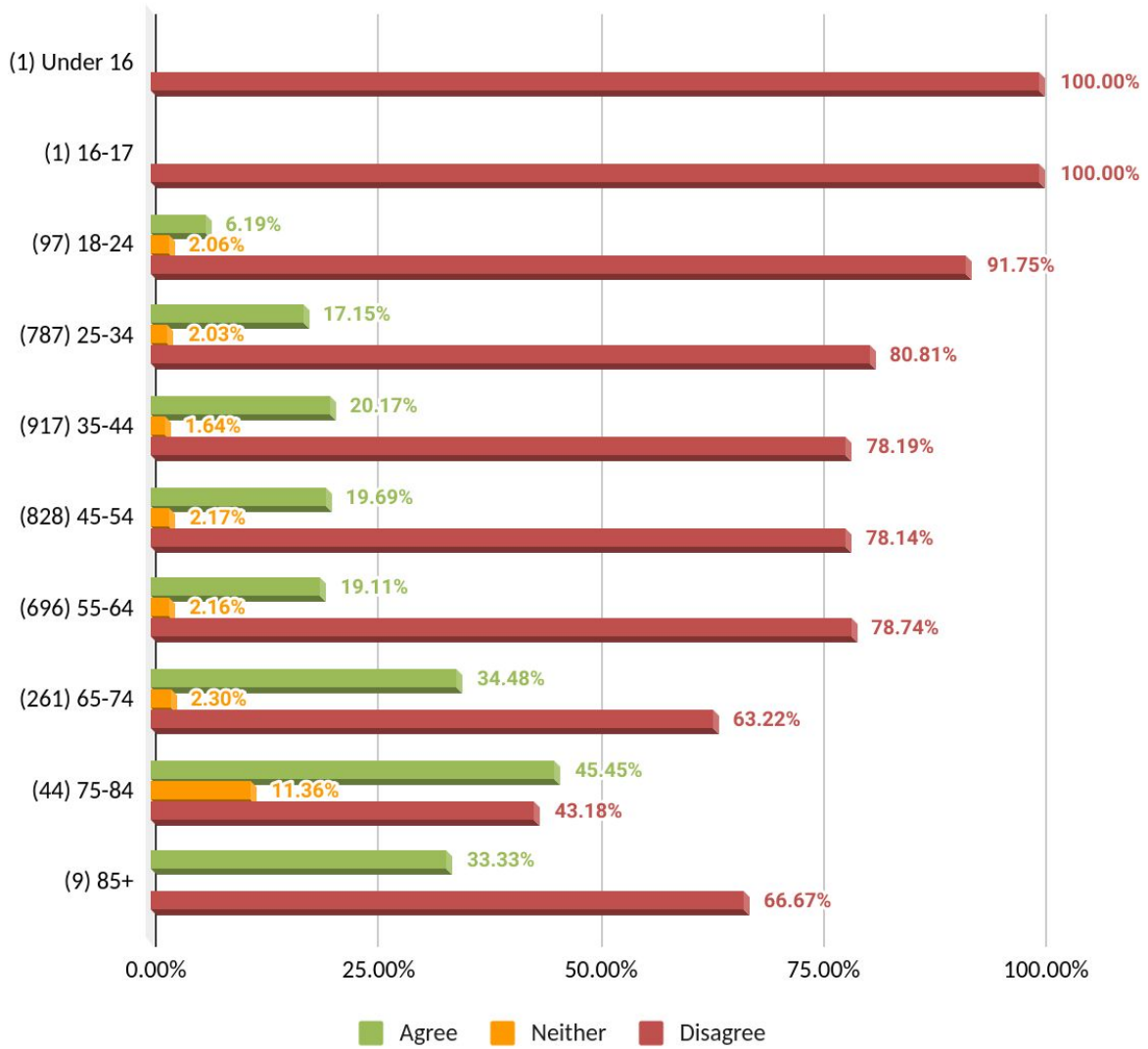


Age Group (Base 3660)

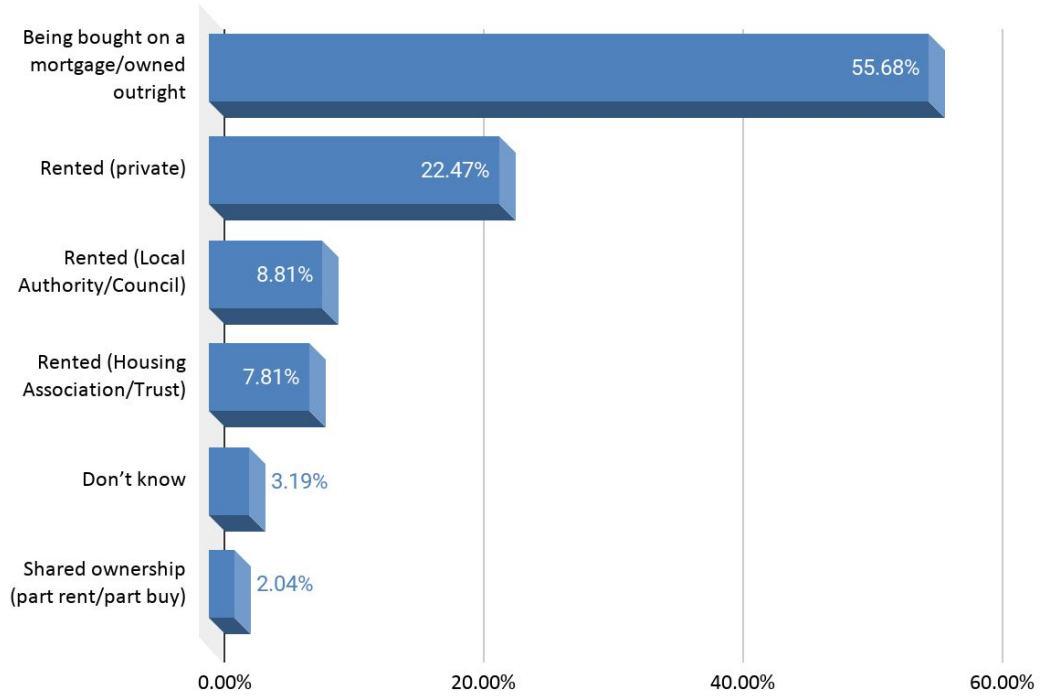


The highest percentage response was from the 35-44 age group (921). This was followed by 45-54 (830), 25-34 (792), 55-64 (698), 65-74 (267), 18-24 (97), 75-84 (44). All other age groups accounted for a much smaller percentage. 15.5% (671) of all respondents did not answer this question.

Age group cross- analysis

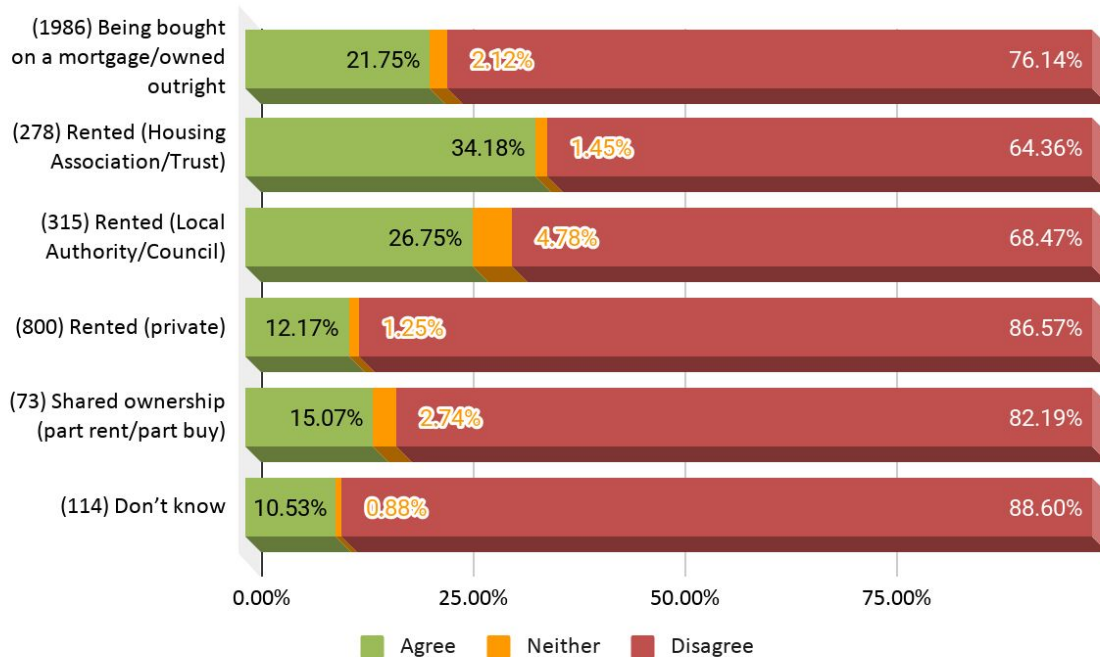


Housing Tenure (Base 3574)

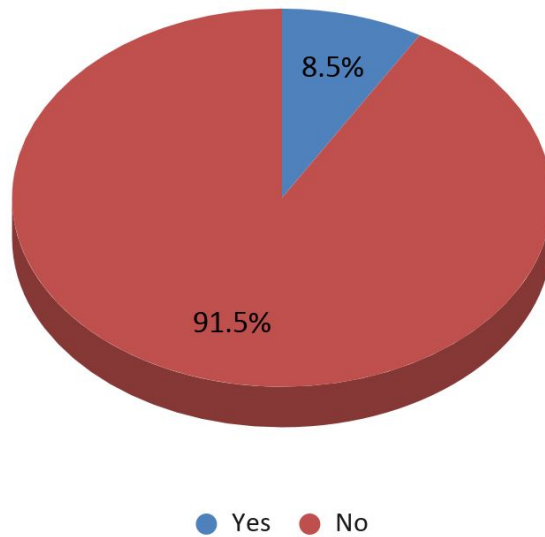


The majority of respondents stated their housing tenure to be “being bought on a mortgage/owned outright” (1990). This was followed by “rented (private)” (803), “rented (Local Authority/Council)” (315), “rented (Housing Association/Trust)” (279), “don’t know” (114) and “shared ownership” (73).

Housing Tenure cross- analysis

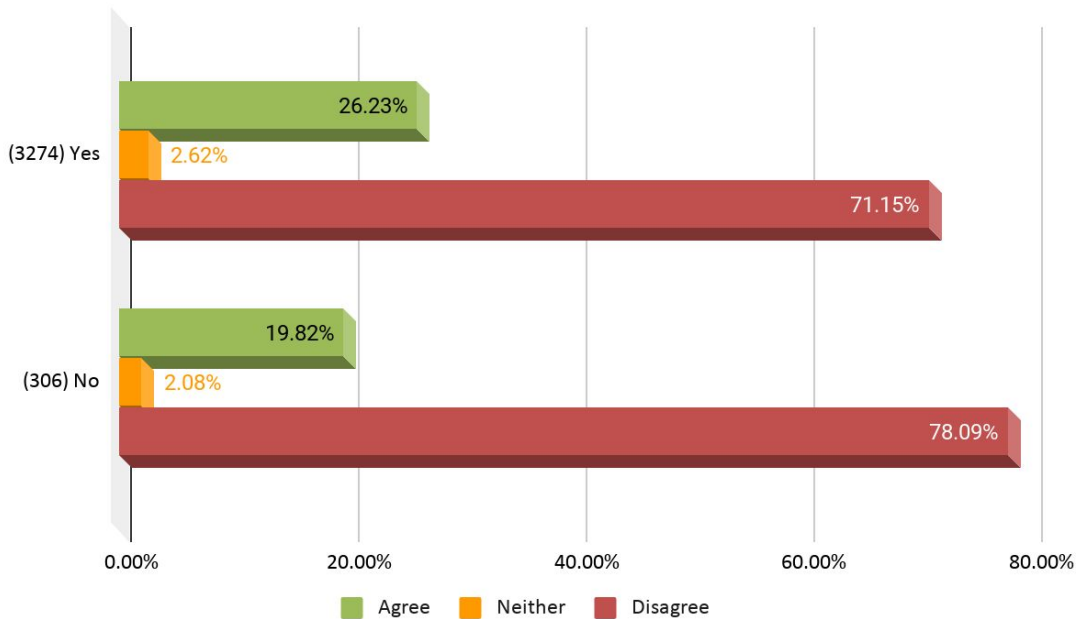


Disability (Base 3588)

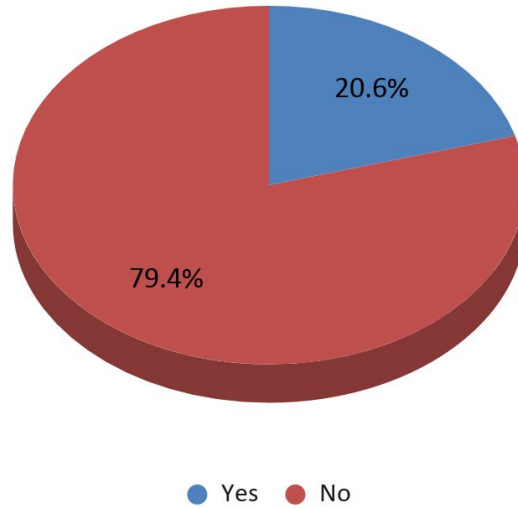


The majority of respondents stated that they did not have a disability (3282), with a small percentage stating that they do (306). 17.2% (746) of all respondents did not answer this question.

Disability cross- analysis

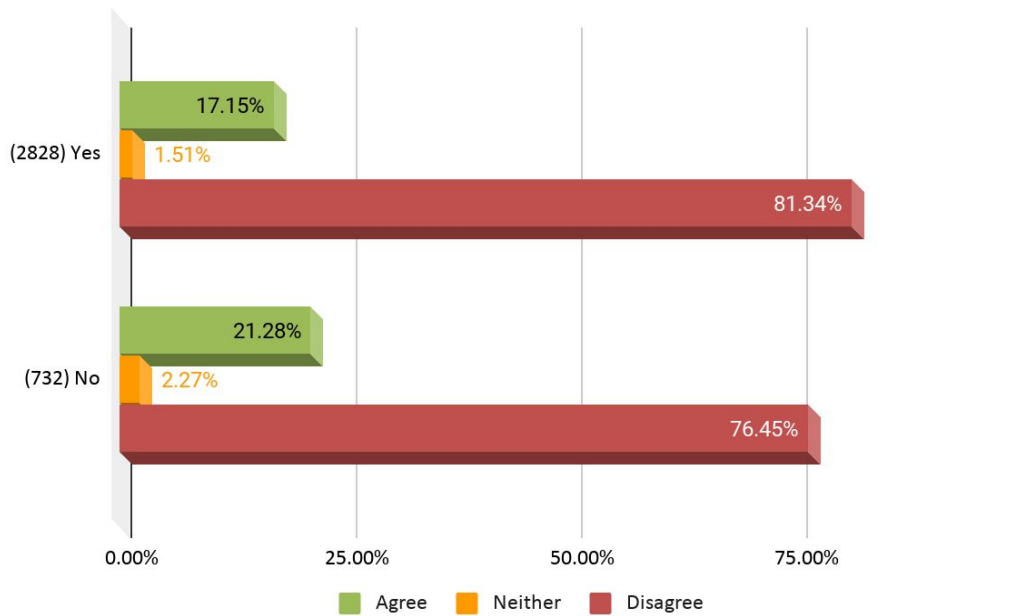


Caring responsibilities (Base 3568)

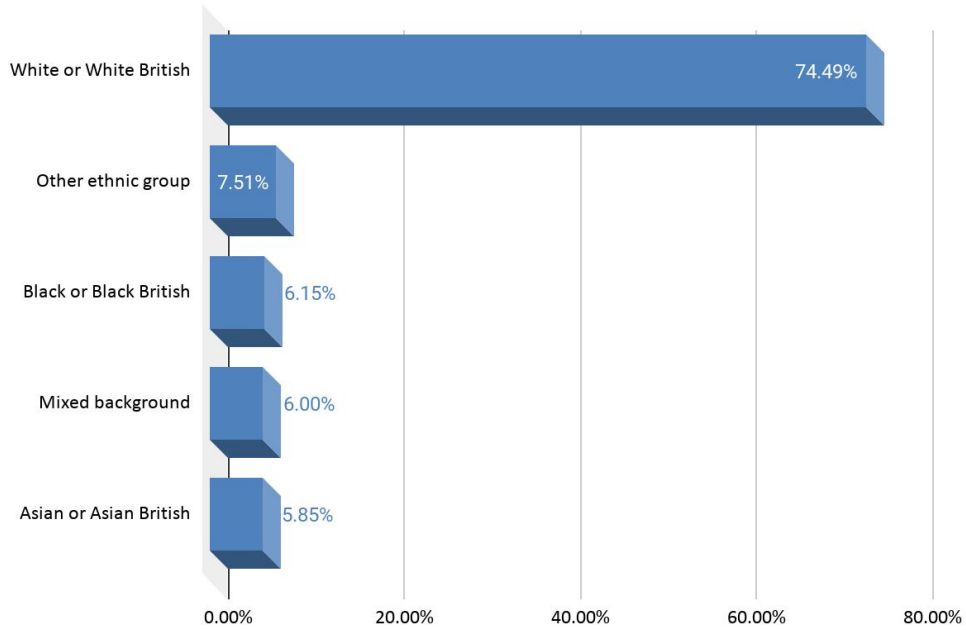


The majority of respondents stated that they do not have caring responsibilities (2834), with just over 20% stating that they do (734). 21.5% (766) of all respondents did not answer this question.

Caring responsibilities cross-analysis

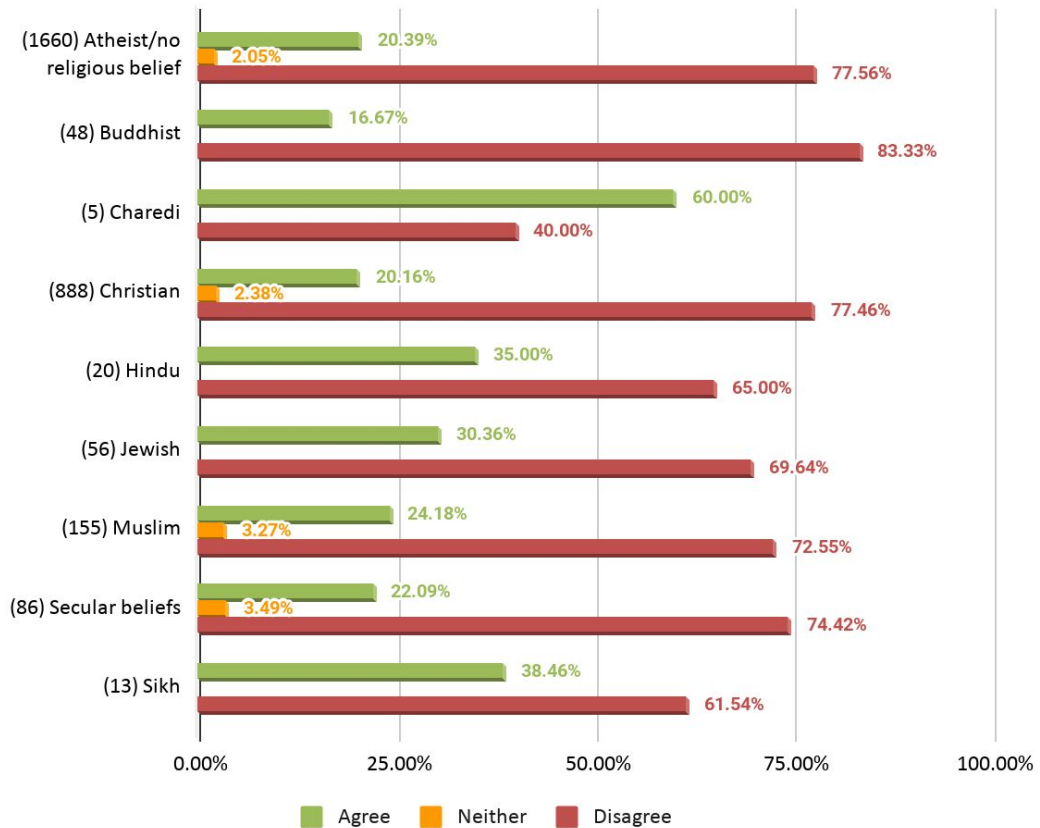


Ethnicity (Base 3301)

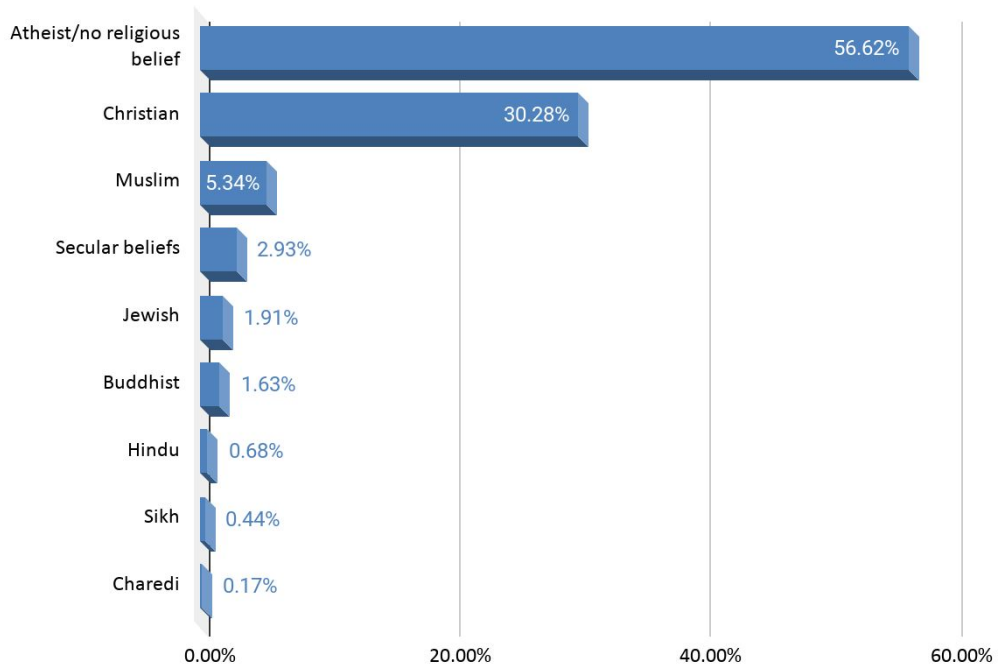


The majority of respondents stated that they were “White or White British” (2459). All other ethnicities accounted for a much smaller percentage in comparison. 24% (1033) of all respondents did not answer this question.

Ethnicity cross- analysis

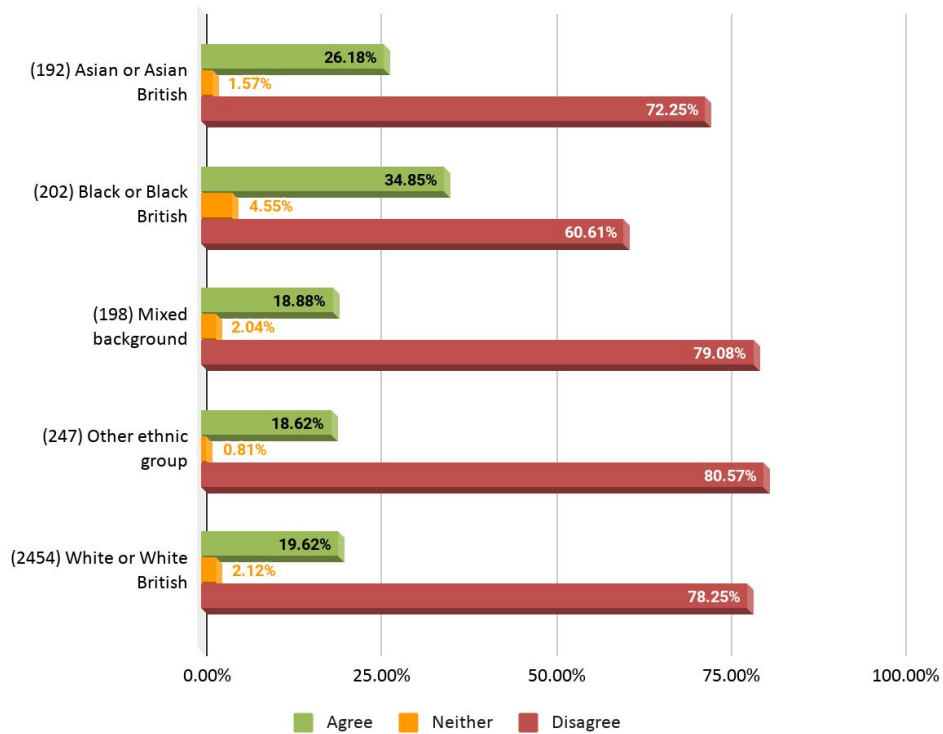


Religion (Base 2939)

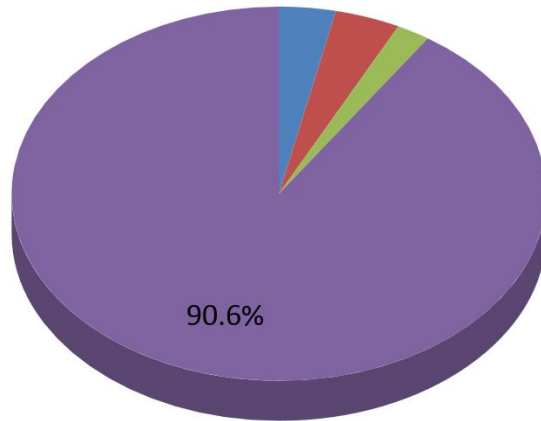


The majority of respondents stated that they are “Atheist/no religious belief” (1664) followed by “Christian” (890). All other ethnicities accounted for much smaller percentages. 32% (1395) of all respondents did not answer this question.

Religion cross- analysis



Sexuality (Base 2809)



● Bisexual ● Gay man ● Lesbian or Gay woman ● Heterosexual

The majority of respondents stated that they were “Heterosexual” (2545). All other sexualities accounted for a much smaller percentage. 35% (1525) of all respondents did not answer this question.

Sexuality cross- analysis

